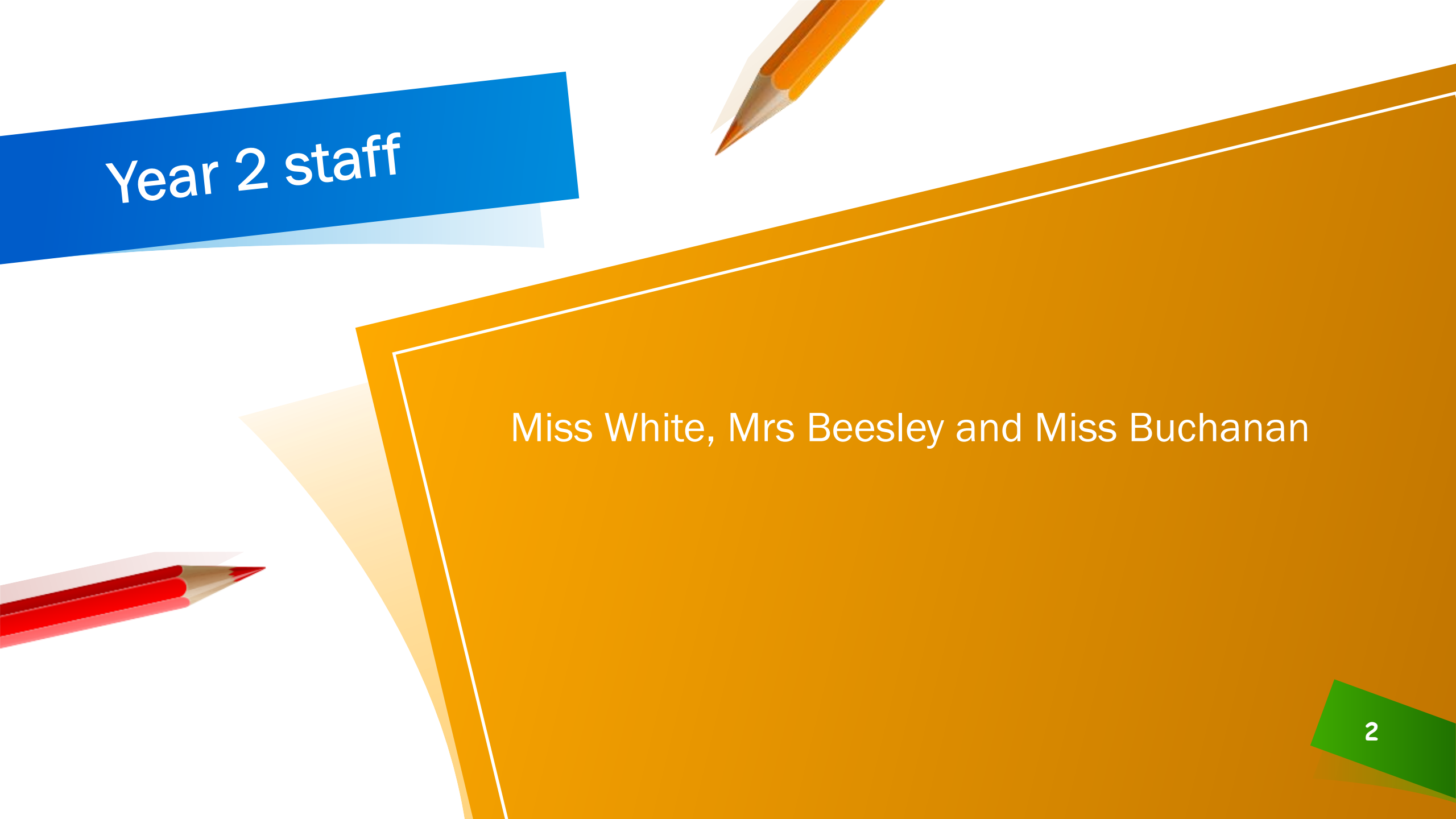




Welcome to
Year 2



Year 2 staff

Miss White, Mrs Beesley and Miss Buchanan

A typical day in Year 2...

A typical day in Year 2 is very busy.

As soon as the children arrive at school they will put their belongings away and sit at their tables to quietly complete the morning activity of colour monsters and handwriting practice during registration.

They then move straight into the morning sessions which consist of the core subjects English, phonics (changing to spelling in the Spring term) and Mathematics.

After lunch they will cover Topic based learning. To begin with the learning in the afternoon will be more play based.































In the day we have time for independent reading, whole class reading, and an extra 15 minute maths session to practice fluency and recall.

Autumn 1 –
phonics
Rest of the
year - Spelling

Timetable

YEAR 2 TIMETABLE

Autumn 1

	Registration 8.45-9.05	Reading/ Assembly 9.05-9.30	Lesson 1 9.30-10.30	Break 10.30-10.50	SPAG 10.50-11.10	Lesson 2 11.10-12.00	Lunch 12.00-1.00	Afternoon Session 1.00-2.00	Afternoon Session 2.00-2.55	School Day end 3.20pm 2.55-3.20
M	Spelling g/hand writing	WHOLE SCHOOL ASSEMBLY	Maths 	Break Healthy snack brought in. Sweets/ch ocolate NOT permitted in school	Phonics 	English 	Lunch Children may bring own packed lunch or purchase school meal Sweets NOT permitted in school	Geography/History 	Computing 	Mastering number 
T	Spelling g/hand writing	Phonics 	Maths 	Break Healthy snack brought in. Sweets/ch ocolate NOT permitted in school	Mastering number 	English 	Lunch Children may bring own packed lunch or purchase school meal Sweets NOT permitted in school	RE 	Art/DT 	KS1 assembly
W	Spelling g/hand writing	Phonics 	Maths 	Break Healthy snack brought in. Sweets/ch ocolate NOT permitted in school	Mastering number 	English 	Lunch Children may bring own packed lunch or purchase school meal Sweets NOT permitted in school	Science 	French 	Mastering number  Whole School Singing Assembly
T	Spelling g/hand writing	Phonics 	Maths 	Break Healthy snack brought in. Sweets/ch ocolate NOT permitted in school	Mastering number 	English 	Lunch Children may bring own packed lunch or purchase school meal Sweets NOT permitted in school	PE 	PSHE 	In the news assembly (classrooms)
F	Spelling g/hand writing	Whole School Assembly	Maths 	Break Healthy snack brought in. Sweets/ch ocolate NOT permitted in school	Phonics 	English 	Lunch Children may bring own packed lunch or purchase school meal Sweets NOT permitted in school	Forest School 	Music 	

Assessment...

Assessment in KS1 is carried out daily with live marking happening during the lesson and as the children are working. This ensures that children have time to respond to the feedback, make changes and any misconceptions can be addressed immediately.


Any child that did not meet the expected score for the phonics screening test in Year 1 will have an opportunity to try again at the end of Year 2.

English, Maths and the other areas.

English – is based on a whole class text that is normally linked to that terms topic. Whole class reading also takes place daily to help children be immersed in a text. This means by the end of the half term they will have read and understood a novel.



Maths Mastery – is about deepening children's understanding, use and manipulation of all things maths. It will help develop speed and accuracy with arithmetic skills.






We will also teach Geography, History, Science, French, ICT, RE, PSHE, Music, Art and Design & Technology. Learning in these subjects is, where possible, linked to each terms topics.

This year our topics will be... Magnificent monarchs, Animal survival, Movers and Shakers, and Coastlines.

Long Term Plan

Year Two Long Term Plan 2024 - 2025

Driver project	Magnificent Monarchs 2 nd September to 25 th October (8 weeks)	Animal Survival 4 th November to 20 th December (7 weeks)	Movers and Shakers 6 th January to 14 th February (6 weeks) 24 th February to 11 th April (7 weeks)		Coastline 28 th April to 23 rd May (4 weeks) 2 nd June to 21 st July (7 weeks)	
						
Significant events	Roald Dahl Day Black history Month Harvest	Anti-Bullying week Diwali Remembrance School's anniversary St Andrews Day Christmas	Women in History Chinese New Year Shrove Tuesday	St Davids Day World Book Day Mothering Sunday St Patricks Day Easter	Eid al-Fitr St George's Day Shakespeare's birthday	Eid al-Adha Father's Day National Sports Week
Super starter	Kings and Queen's dress up day	Animal visitors	Be a local explorer		Note in a bottle	
Fabulous finish	Celebration	Christmas concert	Shakespeare Trail		Cotswold Water Park	
English Writing Genres	Writing to inform – letter	Writing to entertain – Poetry	Writing to inform – fact file	Writing to entertain – story	Writing to inform – recount Grace Darling	Writing to entertain – poetry

Trips

Animal experience – Autumn 2 – approx. £10

Beach trip (Cotswold Water Park) – Summer term – approx. £20



Home Learning...

Children are all expected to read at home at least three times a week. More if possible!

Please write the date and the page number they read to so we can continue where they got to when reading with them in school.

Reading books will be changed on a Friday.

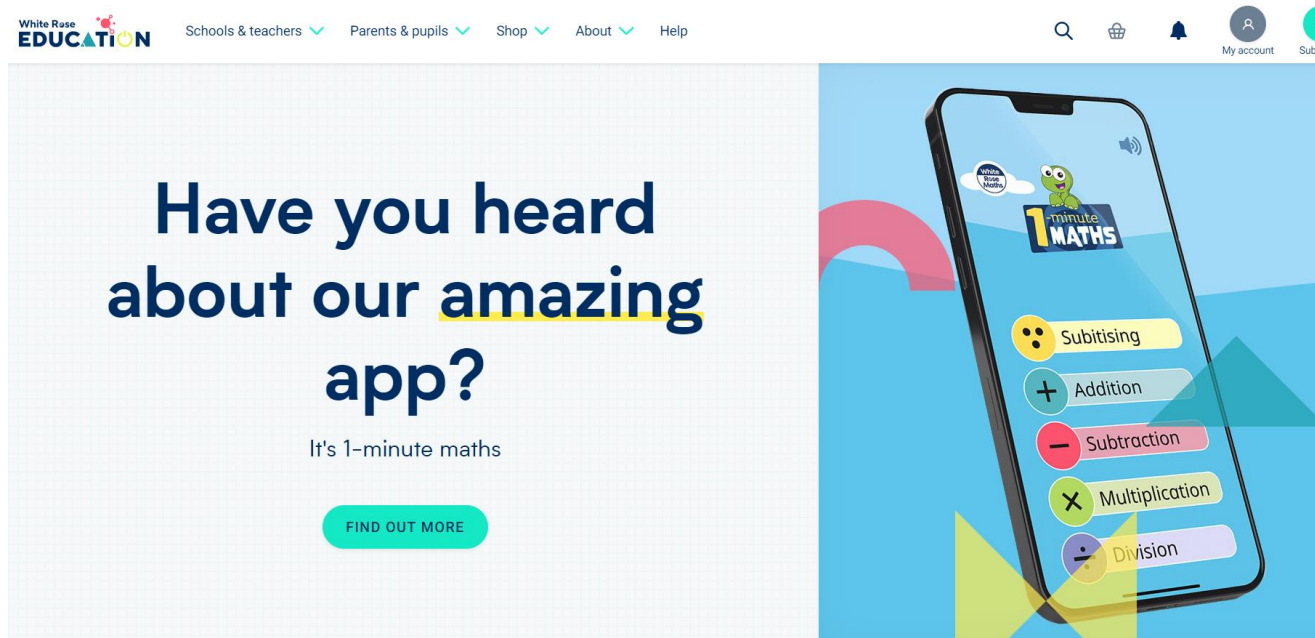
Your child will **not** be given a new reading book until they have returned the previous one.

If a book is damaged or not returned to school then you will need to replace to it.

They can be purchased from amazon for approximately £5.

Home Learning...

Children will also need to complete the 1-minute maths challenge on the White Rose app at least 3 times a week.



The image shows a banner from the White Rose Education website. On the left, the text reads: "Have you heard about our amazing app?" followed by "It's 1-minute maths" and a green button labeled "FIND OUT MORE". On the right, a smartphone displays the "1-minute MATHS" app interface, which includes a green frog mascot and a list of math operations: "Subitising", "Addition", "Subtraction", "Multiplication", and "Division". The website header includes the White Rose Education logo and navigation links for "Schools & teachers", "Parents & pupils", "Shop", "About", and "Help". The top right of the banner features icons for search, shopping cart, notifications, and user account.

Home Learning...

KIRF: I can say the numbers in order to 100

By the end of this half term, children should know the following facts. The aim is for them to recall these instantly.

What can this look like?

Children should be able to count confidently and quickly to 100 and be able to count on from any number.

1	2	3	4	5	6	7	8	9	10
11	12	13	14	15	16	17	18	19	20
21	22	23	24	25	26	27	28	29	30
31	32	33	34	35	36	37	38	39	40
41	42	43	44	45	46	47	48	49	50
51	52	53	54	55	56	57	58	59	60
61	62	63	64	65	66	67	68	69	70
71	72	73	74	75	76	77	78	79	80
81	82	83	84	85	86	87	88	89	90
91	92	93	94	95	96	97	98	99	100

Children need to be able to recall, read and write ALL numbers from zero to 100 in numerals

TOP TIPS

The secret to success is little and often. Use time wisely. Can you practise these KIRFs while walking to school or during a car journey?

Key Vocabulary

20 = twenty 21 = twenty-one 22 = twenty-two
23 = twenty-three 24 = twenty-four
25 = twenty-five 26 = twenty-six
27 = twenty-seven 28 = twenty-eight
29 = twenty-nine 30 = thirty
40 = forty 50 = fifty 60 = sixty 70 = seventy
80 = eighty 90 = ninety 100 = one hundred

Things to try

Use a hundred square (you can print these off online or ask your child's class teacher for a copy) and hide different numbers with counters. Ask your child to say and write the hidden numbers in numerals and words.

Make it fun by using interactive resources such as Splat 100 square – explore the 100 square and find the number

https://primarygames.co.uk/SplatSquares_Web_GL/index.html

Home Learning - Spellings

Children are also expected to practise 10 spellings every week. This will be given to them in school and will contain the 10 words and 5 columns for them to practise writing each word in.

These may be spellings we have noticed they need to practise from lessons or previous common exception or high frequency words that they should know.

When learning their spellings, children should also be practising their handwriting so please encourage your child to form each letter properly and to write neatly with correct ascenders and descenders.

I will give dojos for every attempt the children try each week so please make sure sheets are returned into bags so the dojos can be handed out.

Spelling is a big focus this year so please do support your child with their spelling at home.

This year we are introducing weekly spelling tests – the spellings will be given out on a Monday to practice at home and the test will be on the Friday.

A few things

We are a nut free school – no nut products for snacks or lunch (including Nutella)

Medicines – prescribed medicines only and they need to be handed in to the office.

PE – Thursday afternoons

Forest School volunteers – Friday afternoons starting 13th September

















Head/face injuries

No pencil cases/things from home

Class dojo









Positive

Needs work

 1 Keeping the school clean... Schoolwide	 1 Respect Schoolwide	 1 Teamwork Schoolwide	 1 Completing Learning Tasks
 1 Good Listening	 1 Good Sitting On the Carpet	 3 Good lunchtime	 1 Great Lining Up
 5 Head Teacher's...	 2 Helping Others	 1 Helping Tidy Up	 1 On Task
 1 Resilience	 2 Super Effort	 5 Wow	 Edit skills

Positive

Needs work

 -5 Mrs Humphriss has spoken...	 -1 My House Captain/Vice...	 -1 Not completed a...	 -1 Not following 'One school...
 -1 Not listening	 -1 Not looking after...	 -5 Using physical harm to...	 -2 Using unkind words e.g....

This week

2

Sept

MONDAY · SCHOOL EVENT
Staff Training Day
All day

Edit

3

Sept

TUESDAY · SCHOOL EVENT
Staff Training Day
All day

Edit

4

Sept

WEDNESDAY · SCHOOL EVENT
Back to school Y1-Y6
All day

4

Sept

WEDNESDAY · SCHOOL EVENT
Year 2 Meet The Teacher
14:45 - 16:00

5

Sept

THURSDAY · SCHOOL EVENT
Start school Reception
All day



Year 2

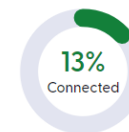
Classroom

Class Story

Messages

Calendar

Dojo Islands



26 parents still need to connect!

Class Story is the easiest way to share classroom moments, photos, and updates with parents.

Get invites



What's happening at Year 2?



Photos/Videos



Events



File



Communication...

We are always here to support and listen whatever it may be. You can come talk to us on the door at the beginning or end of the day (being mindful of adults releasing children). We try our best to pass on all messages at home time.

If you have any minor inquiries you can contact us via the office (in person or via admin2042@welearn365.com) to arrange a meeting or a phone call. We will use class dojo to send updates.

Important issues can be spoken about in person and appointments with teachers can either be done directly through teachers or via the school office.

Accident forms will be given out at the end of the day for any minor injuries, such as cuts and grazes. Any serious injuries will be either a phone call/face to face chat.

In accordance to new statutory guidance holidays/leave of absence will NOT be granted except in exceptional circumstances.

Expectations...

Behaviour – high expectations, in class and in playground, in school on trips and when visitors are in and in after school clubs.

Class dojo points - house points.

School uniform/PE kit/ snack pots should all be clearly labelled and it is the children's responsibility to look after these.

Presentation, in school and when completing homework.

Encourage independence – children to hand in letters, bring sheets and uniform home, hand homework in.

Named water bottle needs to be in school every day.

Celebrating Success

Weekly celebration assembly

Stickers and Dojo points

Looking at the website, class dojo and Instagram

Remind children at home they have a peg in which to store their items, encourage their independence

Follow us on Instagram

RESPECT – the one school rule

Designated Safeguarding leads.....

If you have any concerns about your Child or need our support you can contact me directly through eschools or come and talk to me after school. You may want to contact the school office and arrange a meeting in private. The DSL team are always welcoming and can support you with your concerns.



Mrs Gill Humphriss


Head Teacher/ DSL/Attendance Lead



Mrs Lisa Chisholm

Office Manager/SLT/DSL

Mrs Chisholm's biography can be found under Office Staff and Site Management.



Miss Tracey Parton

Year 5 Teacher/SENDCo/SLT/DSL

Miss Parton's biography can be found under Teaching Staff.



Miss Georgie White

Year 2 Class Teacher/SLT/Deputy DSL/Teaching Student mentor/Art &DT Lead/ Phonics Lead



Thank You!

Any questions?